

Quality Programme Checker responses

October 2017

District Summary

District	Beavers Responses	Cubs Responses	Scouts Responses	Explorers Responses	TOTAL
East Devon	2	2	5	1	10
Exeter	1	0	2	0	3
Exmouth & Budleigh Salterton	0	0	0	0	0
Mid Devon	3	0	2	0	5
North Devon	3	6	1	0	10
Plymouth	1	0	2	0	3
Plympton & Ivybridge	0	0	1	0	1
Plymstock	0	3	0	0	3
South Hams	2	4	2	0	8
Teignbridge	2	0	1	0	3
Tiverton	3	0	0	0	3
Torbay	4	5	3	3	15
Torrige	1	1	0	0	2
West Devon	3	1	2	1	7
TOTAL	25	22	21	5	73

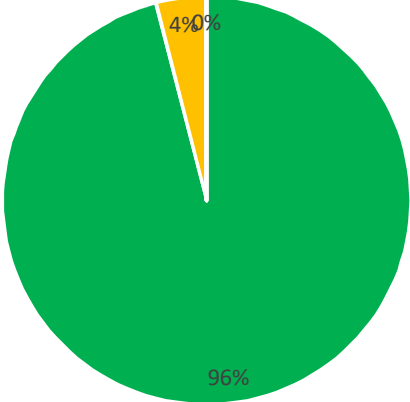
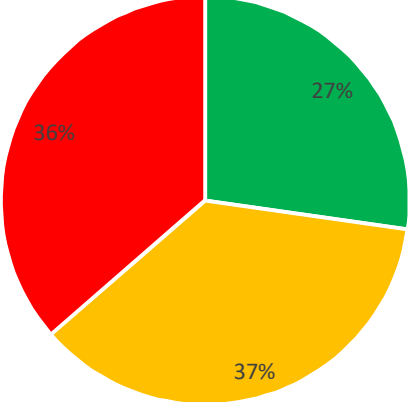
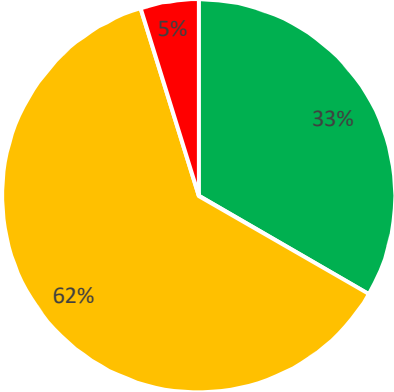
Young Leader Consultation

A number of experienced Young Leaders, who have all achieved their Young Leader Award, were consulted during the Young Leader Weekend (27th to 29th October 2017). They were shown the summary of the Quality Programme Checker responses by sections for Beavers, Cubs and Scouts only, but this did not include the identity of Districts. Their comments included in this report therefore only refer to Beavers, Cubs and Scouts. The priority issues which they have highlighted which need to be addressed include:

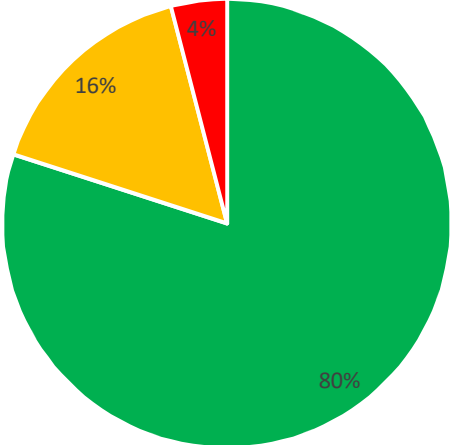
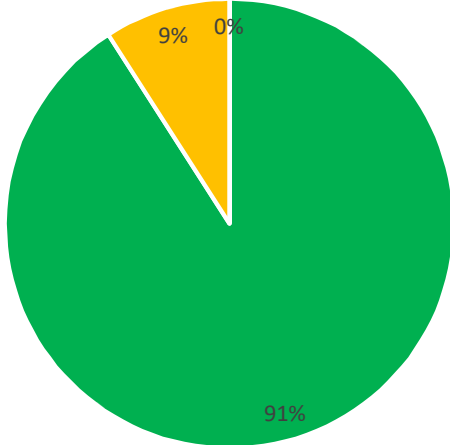
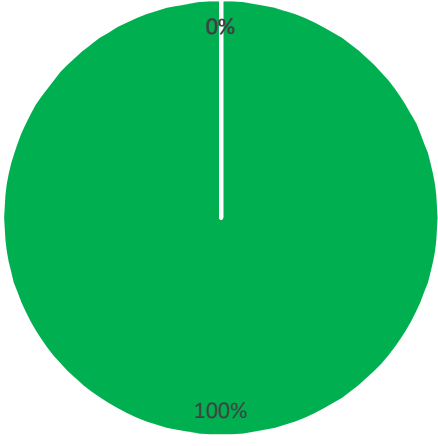
- Opportunities to participate in Scouting with others outside their own group
- Badges and awards generally
- Youth involvement
- Delivery of programme

N.B. Explorers responses are shown separately at the end of this report.

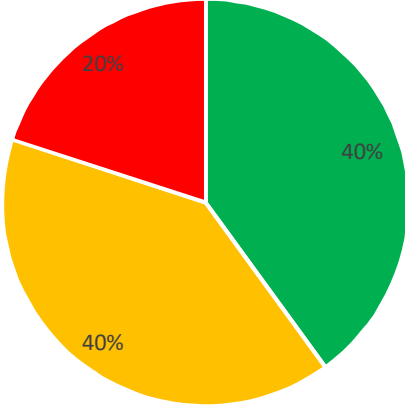
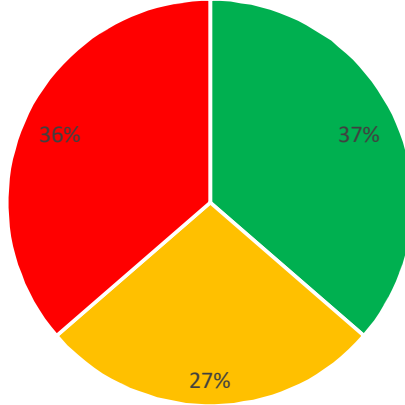
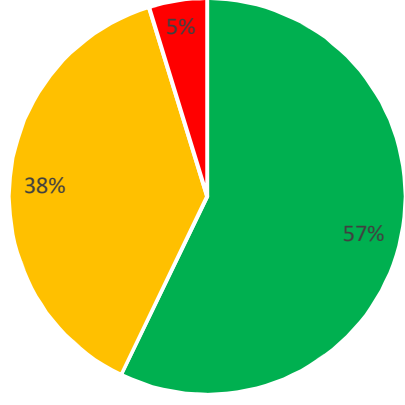
How many activity badges do most Beavers / Cubs / Scouts gain before leaving the section?

Beavers	Cubs																
 <p>A pie chart for Beavers. The largest slice is green, representing 'More than 9' at 96%. A small yellow slice represents '6-9' at 4%. There is no visible slice for 'Up to 6'.</p> <table border="1"> <thead> <tr> <th>Category</th> <th>Percentage</th> </tr> </thead> <tbody> <tr> <td>More than 9</td> <td>96%</td> </tr> <tr> <td>6 - 9</td> <td>4%</td> </tr> <tr> <td>Up to 6</td> <td>0%</td> </tr> </tbody> </table>	Category	Percentage	More than 9	96%	6 - 9	4%	Up to 6	0%	 <p>A pie chart for Cubs. The largest slice is yellow, representing '15 - 19' at 37%. A red slice represents 'Up to 14' at 36%. A green slice represents 'More than 20' at 27%.</p> <table border="1"> <thead> <tr> <th>Category</th> <th>Percentage</th> </tr> </thead> <tbody> <tr> <td>More than 20</td> <td>27%</td> </tr> <tr> <td>15 - 19</td> <td>37%</td> </tr> <tr> <td>Up to 14</td> <td>36%</td> </tr> </tbody> </table>	Category	Percentage	More than 20	27%	15 - 19	37%	Up to 14	36%
Category	Percentage																
More than 9	96%																
6 - 9	4%																
Up to 6	0%																
Category	Percentage																
More than 20	27%																
15 - 19	37%																
Up to 14	36%																
Scouts	Young Leaders' comments																
 <p>A pie chart for Scouts. The largest slice is yellow, representing '9 - 15' at 62%. A green slice represents 'More than 15' at 33%. A small red slice represents 'Up to 8' at 5%.</p> <table border="1"> <thead> <tr> <th>Category</th> <th>Percentage</th> </tr> </thead> <tbody> <tr> <td>More than 15</td> <td>33%</td> </tr> <tr> <td>9 - 15</td> <td>62%</td> </tr> <tr> <td>Up to 8</td> <td>5%</td> </tr> </tbody> </table>	Category	Percentage	More than 15	33%	9 - 15	62%	Up to 8	5%	<ul style="list-style-type: none"> • This should be a priority to address • Many young people join Scouting to gain badges and if we do not provide this opportunity, they will lose interest, get bored and leave • "You just have to watch a Beaver being presented with a badge, they are so excited and want to show everybody." 								
Category	Percentage																
More than 15	33%																
9 - 15	62%																
Up to 8	5%																

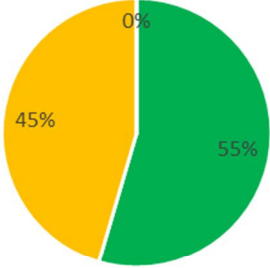
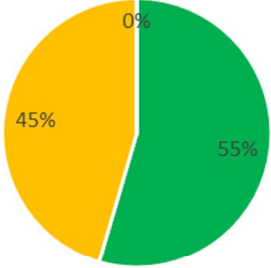
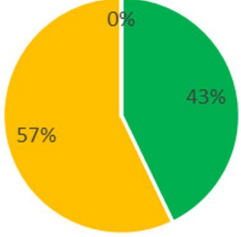
How many activities take place outside the normal meeting place per year?

Beavers	Cubs																
 <p>A pie chart for Beavers showing the distribution of activities outside the normal meeting place. The chart is divided into three segments: a large green segment representing 'More than 6' at 80%, a yellow segment representing '3 - 6' at 16%, and a small red segment representing 'Up to 3' at 4%.</p> <table border="1"><thead><tr><th>Category</th><th>Percentage</th></tr></thead><tbody><tr><td>More than 6</td><td>80%</td></tr><tr><td>3 - 6</td><td>16%</td></tr><tr><td>Up to 3</td><td>4%</td></tr></tbody></table>	Category	Percentage	More than 6	80%	3 - 6	16%	Up to 3	4%	 <p>A pie chart for Cubs showing the distribution of activities outside the normal meeting place. The chart is divided into three segments: a large green segment representing 'More than 6' at 91%, a yellow segment representing '3 - 6' at 9%, and a grey segment representing 'Up to 3' at 0%.</p> <table border="1"><thead><tr><th>Category</th><th>Percentage</th></tr></thead><tbody><tr><td>More than 6</td><td>91%</td></tr><tr><td>3 - 6</td><td>9%</td></tr><tr><td>Up to 3</td><td>0%</td></tr></tbody></table>	Category	Percentage	More than 6	91%	3 - 6	9%	Up to 3	0%
Category	Percentage																
More than 6	80%																
3 - 6	16%																
Up to 3	4%																
Category	Percentage																
More than 6	91%																
3 - 6	9%																
Up to 3	0%																
Scouts	Young Leaders' Comments																
 <p>A pie chart for Scouts showing the distribution of activities outside the normal meeting place. The chart is entirely green, representing 'More than 6' at 100%.</p> <table border="1"><thead><tr><th>Category</th><th>Percentage</th></tr></thead><tbody><tr><td>More than 6</td><td>100%</td></tr><tr><td>3 - 6</td><td>0%</td></tr><tr><td>Up to 3</td><td>0%</td></tr></tbody></table>	Category	Percentage	More than 6	100%	3 - 6	0%	Up to 3	0%	<ul style="list-style-type: none"><li data-bbox="1182 1153 1688 1182">• This was felt to be largely very positive								
Category	Percentage																
More than 6	100%																
3 - 6	0%																
Up to 3	0%																

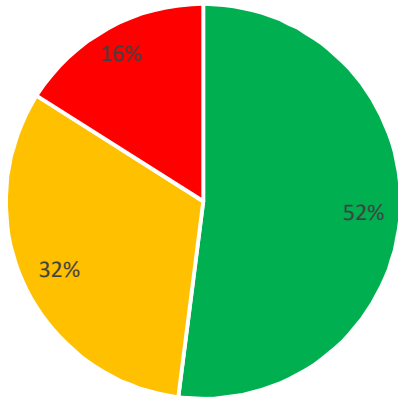
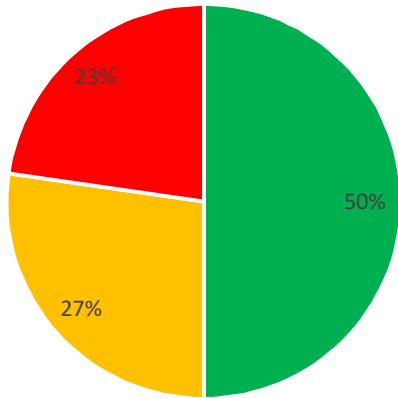
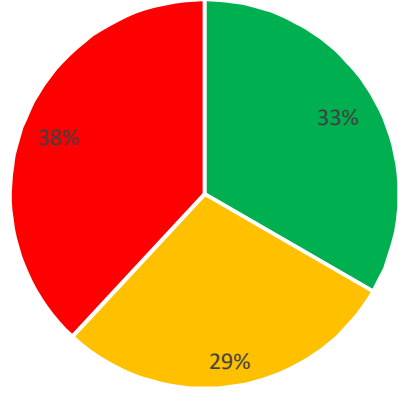
How often does the section take part in any of the following activities each year: National programme initiatives / County / District / With another section?

Beavers	Cubs																
 <p>■ More than 3 ■ 2 ■ 0 - 1</p> <table border="1"> <caption>Beavers Participation Data</caption> <thead> <tr> <th>Frequency</th> <th>Percentage</th> </tr> </thead> <tbody> <tr> <td>More than 3</td> <td>40%</td> </tr> <tr> <td>2</td> <td>40%</td> </tr> <tr> <td>0 - 1</td> <td>20%</td> </tr> </tbody> </table>	Frequency	Percentage	More than 3	40%	2	40%	0 - 1	20%	 <p>■ More than 3 ■ 2 ■ 0 - 1</p> <table border="1"> <caption>Cubs Participation Data</caption> <thead> <tr> <th>Frequency</th> <th>Percentage</th> </tr> </thead> <tbody> <tr> <td>More than 3</td> <td>37%</td> </tr> <tr> <td>2</td> <td>27%</td> </tr> <tr> <td>0 - 1</td> <td>36%</td> </tr> </tbody> </table>	Frequency	Percentage	More than 3	37%	2	27%	0 - 1	36%
Frequency	Percentage																
More than 3	40%																
2	40%																
0 - 1	20%																
Frequency	Percentage																
More than 3	37%																
2	27%																
0 - 1	36%																
Scouts	Young Leaders Comments																
 <p>■ More than 3 ■ 2 ■ 0 - 1</p> <table border="1"> <caption>Scouts Participation Data</caption> <thead> <tr> <th>Frequency</th> <th>Percentage</th> </tr> </thead> <tbody> <tr> <td>More than 3</td> <td>57%</td> </tr> <tr> <td>2</td> <td>38%</td> </tr> <tr> <td>0 - 1</td> <td>5%</td> </tr> </tbody> </table>	Frequency	Percentage	More than 3	57%	2	38%	0 - 1	5%	<ul style="list-style-type: none"> • This should be a priority to address • “It is really important that all young people start to understand that we are all part of something much bigger and something very special.” • Young people can only start to appreciate what it means to be part of a worldwide family of Scouting by experiencing Scouting outside their own section within their own Scout Group • “This needs to include international within their programme.” 								
Frequency	Percentage																
More than 3	57%																
2	38%																
0 - 1	5%																

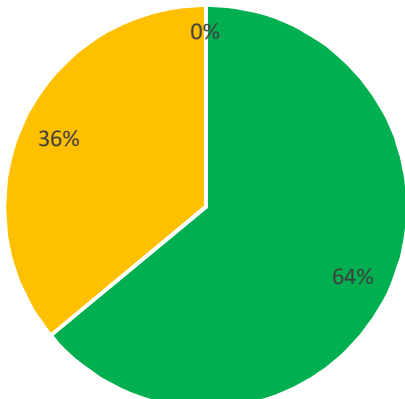
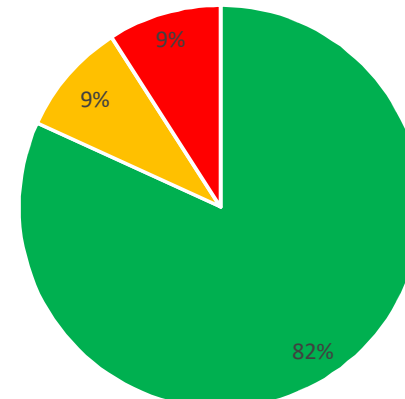
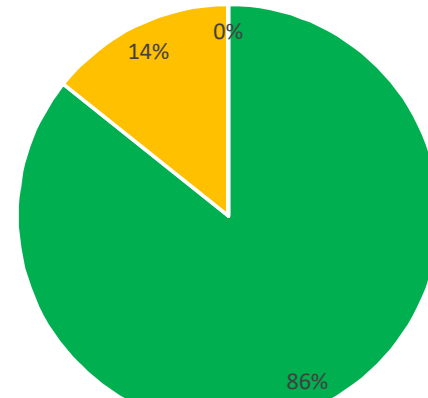
Delivery of the programme

Beavers	Cubs
 <ul style="list-style-type: none"> ■ Programme is always well planned; run by a range of appropriately skilled adults; uses a variety of methods. Feedback gathered from young people is positive. ■ Programme is normally well planned; uses a variety of methods; usually run by appropriately skilled adults. Feedback gathered from young people is normally positive. ■ Programme is occasionally well planned; limited variety in the methods used; programme is not always run by adults with appropriate skills. Feedback from young people is mixed. 	 <ul style="list-style-type: none"> ■ Programme is always well planned; run by a range of appropriately skilled adults; uses a variety of methods. Feedback gathered from young people is positive. ■ Programme is normally well planned; uses a variety of methods; usually run by appropriately skilled adults. Feedback gathered from young people is normally positive. ■ Programme is occasionally well planned; limited variety in the methods used; programme is not always run by adults with appropriate skills. Feedback from young people is mixed.
Scouts	Young Leaders' Comments
 <ul style="list-style-type: none"> ■ Programme is always well planned; run by a range of appropriately skilled adults; uses a variety of methods. Feedback gathered from young people is positive. ■ Programme is normally well planned; uses a variety of methods; usually run by appropriately skilled adults. Feedback gathered from young people is normally positive. ■ Programme is occasionally well planned; limited variety in the methods used; programme is not always run by adults with appropriate skills. Feedback from young people is mixed. 	<ul style="list-style-type: none"> • This should be a priority however, it was generally felt to be quite positive • "If programmes are not well planned and delivered, they will get bored and leave." • There was more concern about the responses from Scouts, and this therefore requires addressing

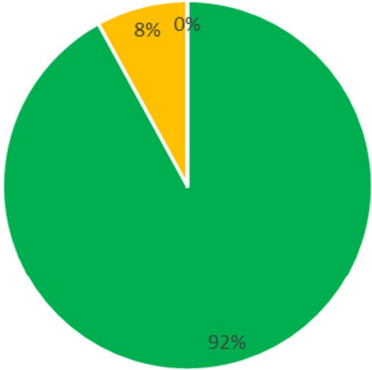
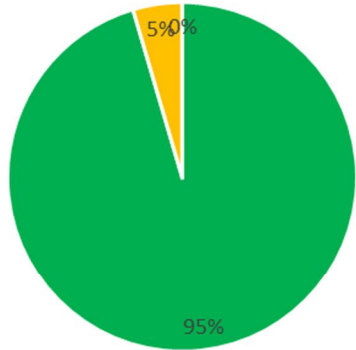
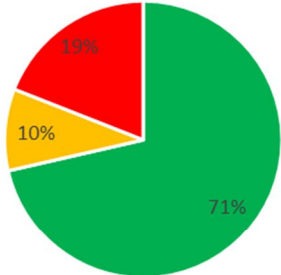
What percentage of young people gain their respective Chief Scout Award?

Beavers	Cubs																
 <p>■ 90% or more ■ 50 - 90% ■ Up to 50%</p> <table border="1"> <caption>Beavers Award Attainment</caption> <thead> <tr> <th>Category</th> <th>Percentage</th> </tr> </thead> <tbody> <tr> <td>90% or more</td> <td>52%</td> </tr> <tr> <td>50 - 90%</td> <td>32%</td> </tr> <tr> <td>Up to 50%</td> <td>16%</td> </tr> </tbody> </table>	Category	Percentage	90% or more	52%	50 - 90%	32%	Up to 50%	16%	 <p>■ 90% or more ■ 50 - 90% ■ Up to 50%</p> <table border="1"> <caption>Cubs Award Attainment</caption> <thead> <tr> <th>Category</th> <th>Percentage</th> </tr> </thead> <tbody> <tr> <td>90% or more</td> <td>50%</td> </tr> <tr> <td>50 - 90%</td> <td>27%</td> </tr> <tr> <td>Up to 50%</td> <td>23%</td> </tr> </tbody> </table>	Category	Percentage	90% or more	50%	50 - 90%	27%	Up to 50%	23%
Category	Percentage																
90% or more	52%																
50 - 90%	32%																
Up to 50%	16%																
Category	Percentage																
90% or more	50%																
50 - 90%	27%																
Up to 50%	23%																
Scouts	Young Leaders' Comments																
 <p>■ More than 60% ■ 20 - 60% ■ Up to 20%</p> <table border="1"> <caption>Scouts Award Attainment</caption> <thead> <tr> <th>Category</th> <th>Percentage</th> </tr> </thead> <tbody> <tr> <td>More than 60%</td> <td>33%</td> </tr> <tr> <td>20 - 60%</td> <td>29%</td> </tr> <tr> <td>Up to 20%</td> <td>38%</td> </tr> </tbody> </table>	Category	Percentage	More than 60%	33%	20 - 60%	29%	Up to 20%	38%	<ul style="list-style-type: none"> • This should be a priority to address • Many young people join Scouting to gain badges and awards, and if we do not provide this opportunity, they will lose interest, get bored and leave • Awards provide opportunities to demonstrate achievement which may be useful on their CVs • "Awards need to be presented promptly rather than waiting for some big opportunity to do so." 								
Category	Percentage																
More than 60%	33%																
20 - 60%	29%																
Up to 20%	38%																

How many nights away do young people have the opportunity to attend per year?

Beavers	Cubs																
 <p>A pie chart for Beavers showing the distribution of nights away per year. The chart is divided into three segments: a large green segment representing '2 or more' nights at 64%, a yellow segment representing '1' night at 36%, and a very thin grey segment representing 'Zero' nights at 0%.</p> <table border="1"> <thead> <tr> <th>Category</th> <th>Percentage</th> </tr> </thead> <tbody> <tr> <td>2 or more</td> <td>64%</td> </tr> <tr> <td>1</td> <td>36%</td> </tr> <tr> <td>Zero</td> <td>0%</td> </tr> </tbody> </table>	Category	Percentage	2 or more	64%	1	36%	Zero	0%	 <p>A pie chart for Cubs showing the distribution of nights away per year. The chart is divided into three segments: a large green segment representing '2 or more' nights at 82%, a yellow segment representing '1' night at 9%, and a red segment representing '0' nights at 9%.</p> <table border="1"> <thead> <tr> <th>Category</th> <th>Percentage</th> </tr> </thead> <tbody> <tr> <td>2 or more</td> <td>82%</td> </tr> <tr> <td>1</td> <td>9%</td> </tr> <tr> <td>0</td> <td>9%</td> </tr> </tbody> </table>	Category	Percentage	2 or more	82%	1	9%	0	9%
Category	Percentage																
2 or more	64%																
1	36%																
Zero	0%																
Category	Percentage																
2 or more	82%																
1	9%																
0	9%																
Scouts	Young Leaders' Comments																
 <p>A pie chart for Scouts showing the distribution of nights away per year. The chart is divided into three segments: a large green segment representing '5 or more' nights at 86%, a yellow segment representing '3 - 4' nights at 14%, and a very thin grey segment representing 'Up to 3' nights at 0%.</p> <table border="1"> <thead> <tr> <th>Category</th> <th>Percentage</th> </tr> </thead> <tbody> <tr> <td>5 or more</td> <td>86%</td> </tr> <tr> <td>3 - 4</td> <td>14%</td> </tr> <tr> <td>Up to 3</td> <td>0%</td> </tr> </tbody> </table>	Category	Percentage	5 or more	86%	3 - 4	14%	Up to 3	0%	<ul style="list-style-type: none"> • This should be a priority although it was considered to be quite positive • "This is a main reason why many join Scouting." 								
Category	Percentage																
5 or more	86%																
3 - 4	14%																
Up to 3	0%																

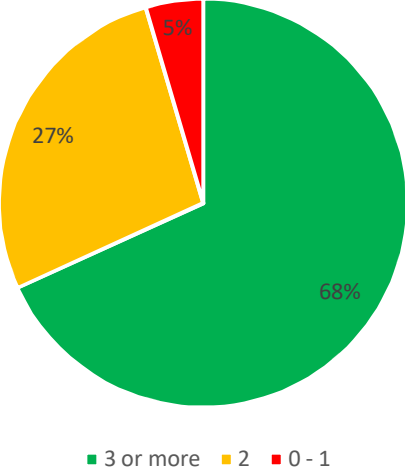
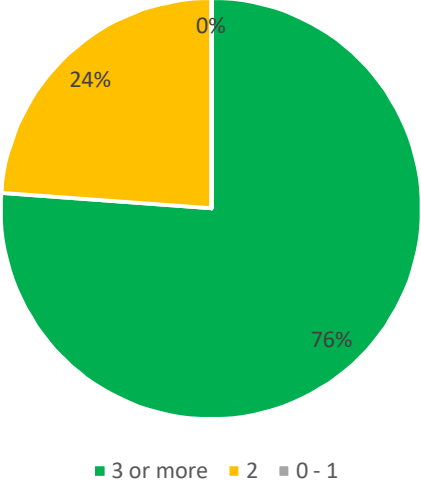
Challenge awards

Beavers	Cubs
 <ul style="list-style-type: none"> ■ All requirements are met; variety of activities and methods; delivered in an interesting and engaging way; spread throughout the programme. ■ All of the requirements are met; activities and methods not always engaging; concentrated over a short period of time. ■ Some of the requirements are met; activities and methods not always varied and engaging; do not regularly feature in the programme. 	 <ul style="list-style-type: none"> ■ All requirements are met; variety of activities and methods; delivered in an interesting and engaging way; spread throughout the programme. ■ All of the requirements are met; activities and methods not always engaging; concentrated over a short period of time. ■ Some of the requirements are met; activities and methods not always varied and engaging; do not regularly feature in the programme.
Scouts	Young Leaders' Comments
 <ul style="list-style-type: none"> ■ All requirements are met; variety of activities and methods; delivered in an interesting and engaging way; spread throughout the programme. ■ All of the requirements are met; activities and methods not always engaging; concentrated over a short period of time. ■ Some of the requirements are met; activities and methods not always varied and engaging; do not regularly feature in the programme. 	<ul style="list-style-type: none"> • This was considered to be positive at present, although needs to be considered alongside activity badges and awards

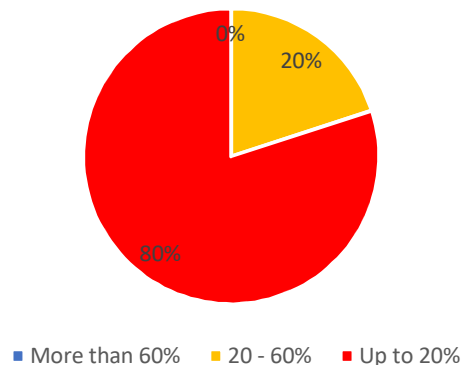
Youth Involvement

Beavers	Cubs
 <p> <ul style="list-style-type: none"> ■ At least one Colony forum or Log Chew per term. Regular opportunities to influence the programme and provide feedback. Feedback is always acted upon ■ Irregular Colony forums or Log Chews. Some opportunity to influence the programme and provide feedback. Feedback is sometimes acted upon. ■ No Colony forums or Log Chews. Rare opportunity to influence the programme and provide feedback. Feedback is occasionally acted upon. </p>	 <p> <ul style="list-style-type: none"> ■ Termly Pack Forums/Pack Leadership Forums. Regular opportunities to influence the programme and provide feedback. Feedback is acted upon. ■ Irregular Pack Forums/Pack Leadership Forums. Some opportunity to influence the programme and provide feedback. Feedback is sometimes acted upon. ■ No Pack Forums/Pack Leadership Forums. Rare opportunity to influence the programme and provide feedback. Feedback is occasionally acted upon. </p>
Scouts	Young Leaders' Comments
 <p> <ul style="list-style-type: none"> ■ Termly Troop Forums/Troop Leadership Forums. Regular opportunities to influence the programme and provide feedback. Feedback is acted upon. ■ Irregular Troop Forums/Troop Leadership Forums. Some opportunity to influence the programme and provide feedback. Feedback is sometimes acted upon. ■ No Troop Forums/Troop Leadership Forums. Rare opportunity to influence the programme and provide feedback. Feedback is occasionally acted upon. </p>	<ul style="list-style-type: none"> • This should be a priority to address • "It is really important that they get chance to say what they want and to be involved." • "Many leaders find this really difficult." • This is undoubtedly an area where Young Leaders can play a vital important role and need to be encouraged to take more responsibility to take the lead with appropriate support

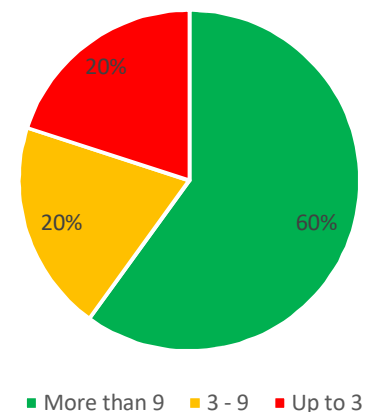
How many times per year does your Pack / Troop engage with the local community?

<p>Beavers</p> <p><i>Not included in Quality Programme Checker for Beavers</i></p>	<p>Cubs</p>  <table border="1"><thead><tr><th>Engagement Frequency</th><th>Percentage</th></tr></thead><tbody><tr><td>3 or more</td><td>68%</td></tr><tr><td>2</td><td>27%</td></tr><tr><td>0 - 1</td><td>5%</td></tr></tbody></table>	Engagement Frequency	Percentage	3 or more	68%	2	27%	0 - 1	5%
Engagement Frequency	Percentage								
3 or more	68%								
2	27%								
0 - 1	5%								
<p>Scouts</p>  <table border="1"><thead><tr><th>Engagement Frequency</th><th>Percentage</th></tr></thead><tbody><tr><td>3 or more</td><td>76%</td></tr><tr><td>2</td><td>24%</td></tr><tr><td>0 - 1</td><td>0%</td></tr></tbody></table>	Engagement Frequency	Percentage	3 or more	76%	2	24%	0 - 1	0%	<p>Young Leaders' Comments</p> <ul style="list-style-type: none">• This was not seen as a concern by any of the Young Leaders
Engagement Frequency	Percentage								
3 or more	76%								
2	24%								
0 - 1	0%								

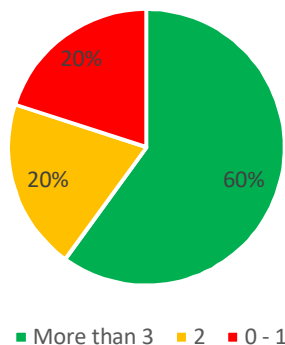
What percentage of Explorers gain at least their Duke of Edinburgh's Award Silver or Chief Scout Diamond Award?



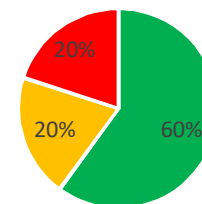
How many activities take place outside the normal meeting place per year?



How often does your Unit take part in any of the following activities each year: National programme initiatives / County / District / With another section

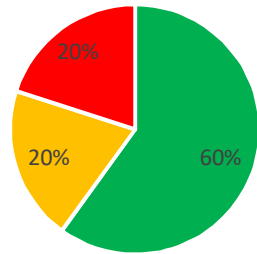


Youth Involvement



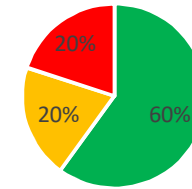
- Termly Unit Planning Forums. Regular District Explorer Scout Forums. Regular opportunities to influence the programme and provide feedback. Feedback is acted upon.
- Irregular Unit Planning Forums and District Explorer Scout Forums. Some opportunity to influence the programme and provide feedback. Feedback is sometimes acted upon.
- No Unit Planning Forums and District Explorer Scout Forums. Rare opportunity to influence the programme and provide feedback. Feedback is occasionally acted upon.

How often does your Unit take part in any of the following activities each year: National programme initiatives / County / District / With another section



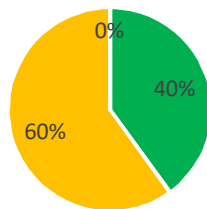
More than 3 2 0 - 1

Youth Involvement



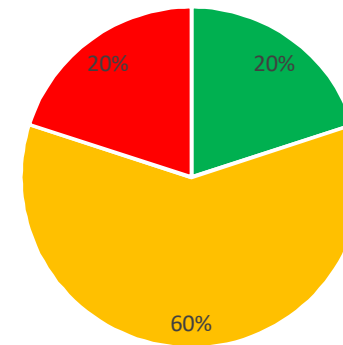
- Termly Unit Planning Forums. Regular District Explorer Scout Forums. Regular opportunities to influence the programme and provide feedback. Feedback is acted upon.
- Irregular Unit Planning Forums and District Explorer Scout Forums. Some opportunity to influence the programme and provide feedback. Feedback is sometimes acted upon.
- No Unit Planning Forums and District Explorer Scout Forums. Rare opportunity to influence the programme and provide feedback. Feedback is occasionally acted upon.

How often do Explorers regularly engage with other opportunities available to them, such as the activity badges, the Queen’s Scout Award, the Explorer Belt and the Young Leader’s Scheme?



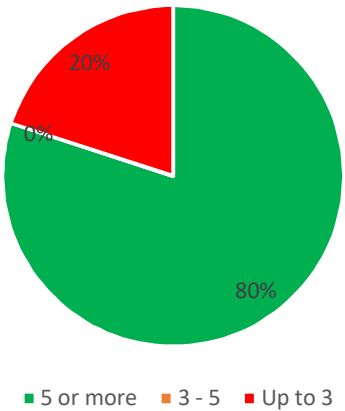
Regularly Sometimes Rarely

How many times per year does your Troop engage with the local community?

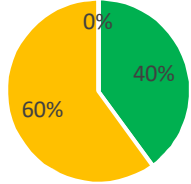


3 or more 2 0 - 1

How many nights away do Explorers have the opportunity to attend per year?



Delivery of the programme



- Programme is always well planned; run by a range of appropriately skilled adults; uses a variety of methods. Feedback gathered from young people is positive.
- Programme is normally well planned; uses a variety of methods; usually run by appropriately skilled adults. Feedback gathered from young people is normally positive.
- Programme is occasionally well planned; limited variety in the methods used; programme is not always run by adults with appropriate skills. Feedback from young people is mixed.